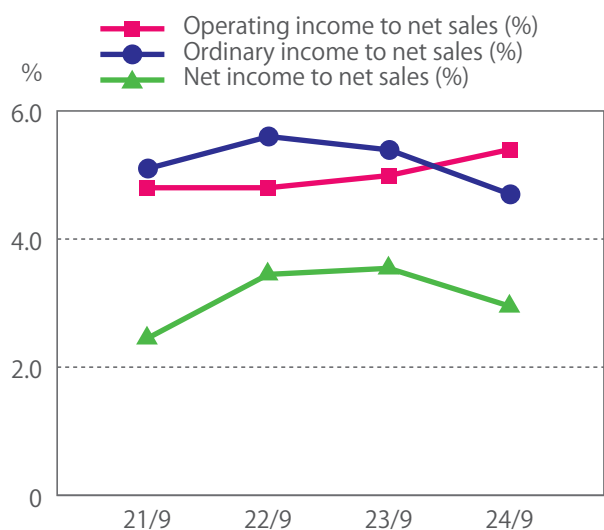
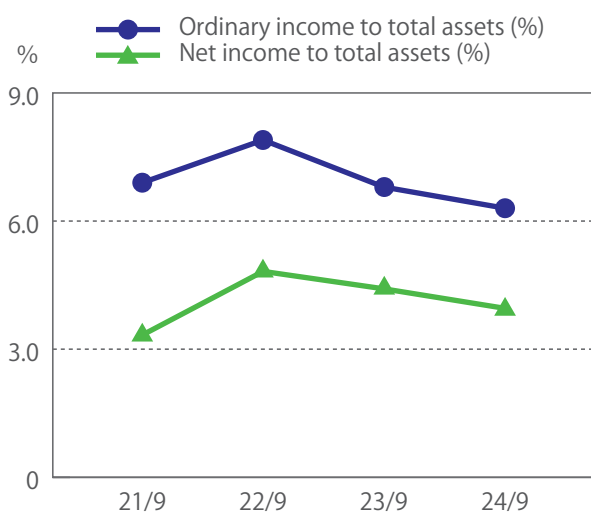


3. Profitability | Efficiency

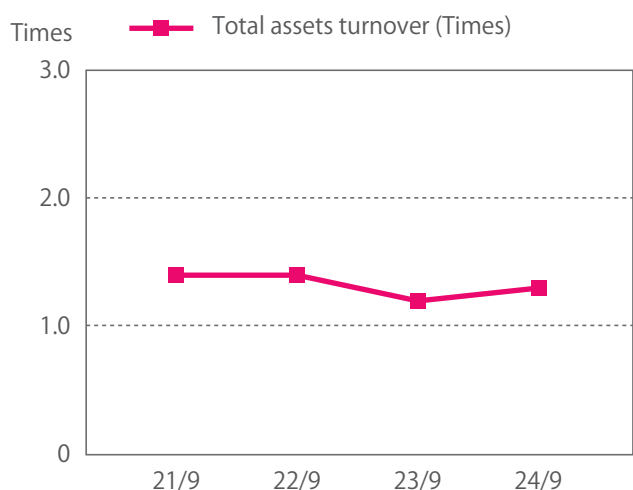
Operating income to net sales
/ Ordinary income to net sales
/ Net income to net sales



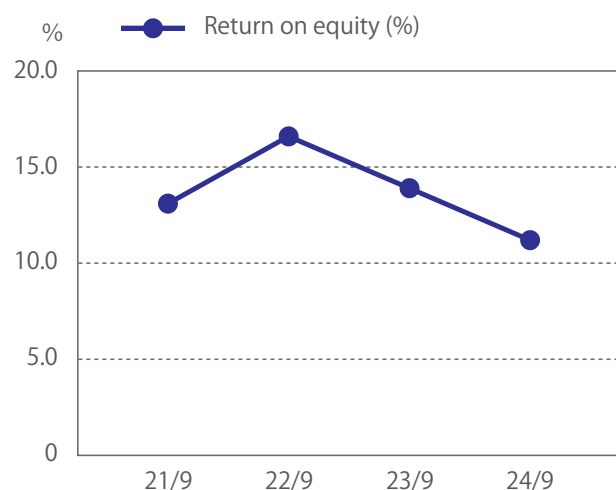
Ordinary income to total assets
/ Net income to total assets



Total assets turnover



Return on equity



	21/9	22/9	23/9	24/9
Operating income to net sales (%)	4.8	4.8	5.0	5.4
Ordinary income to net sales (%)	5.1	5.6	5.4	4.7
Net income to net sales (%)	2.5	3.5	3.6	3.0
Ordinary income to total assets (%)	6.9	7.9	6.8	6.3
Net income to total assets (%)	3.4	4.9	4.5	4.0
Total assets turnover (Times)	1.4	1.4	1.2	1.3
Return on equity (%)	13.1	16.6	13.9	11.2