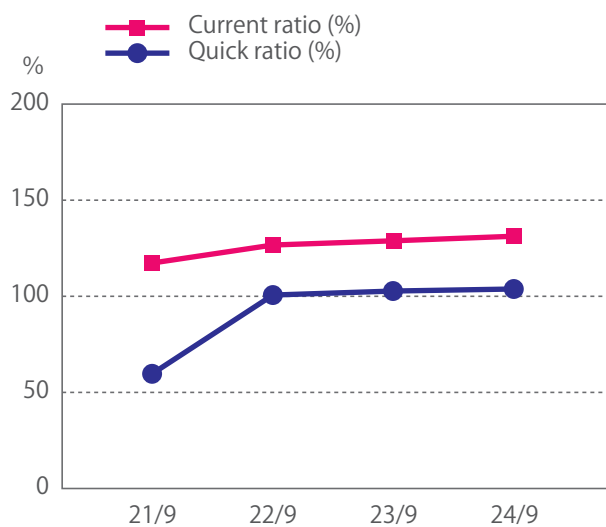
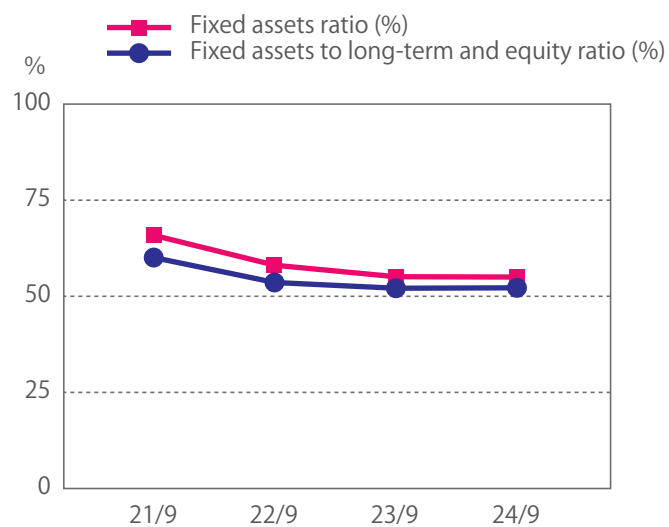


4. Stability

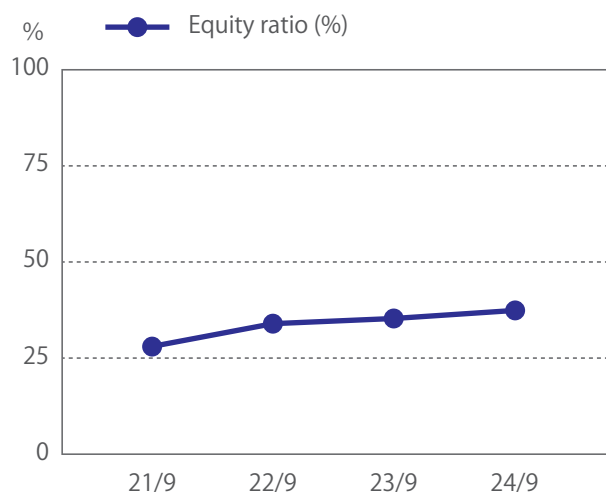
Current ratio / Quick ratio



Fixed assets ratio / Fixed assets to long-term and equity ratio



Equity ratio



	21/9	22/9	23/9	24/9
Current ratio (%)	117.7	127.1	128.7	131.4
Quick ratio (%)	59.9	101.0	102.6	103.9
Fixed ratio (%)	66.0	58.2	55.1	55.0
Fixed assets to long-term and equity ratio (%)	60.2	53.7	52.1	52.2
Equity ratio (%)	28.0	33.9	35.3	37.4