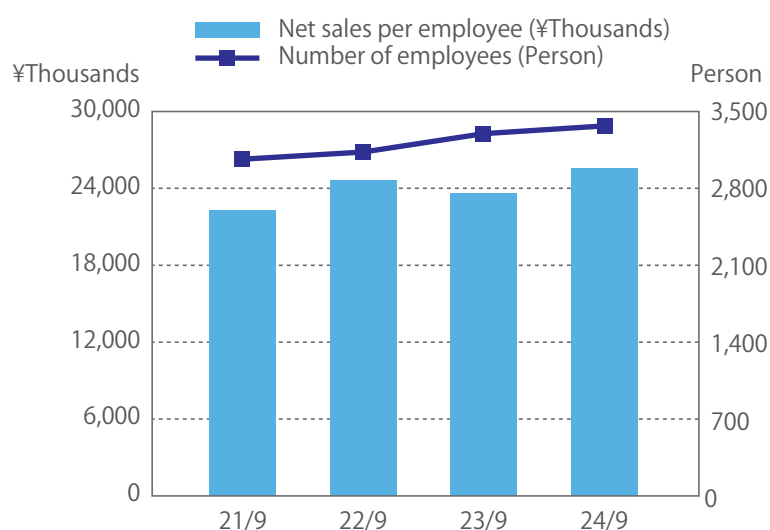
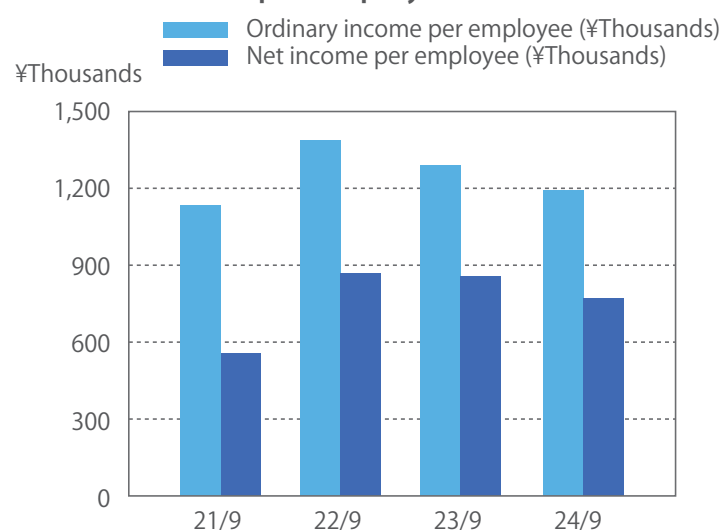


5. Cash Flow

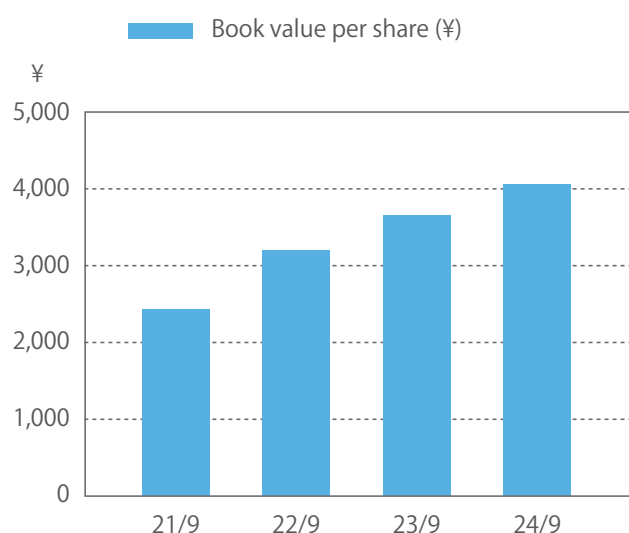
Net sales per employee / Number of employees



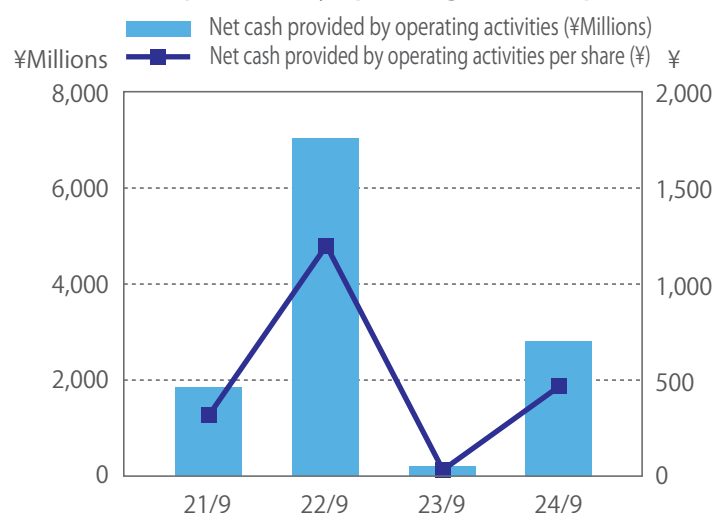
Ordinary income per employee / Net income per employee



Book value per share



Net cash provided by operating activities / Net cash provided by operating activities per share



	21/9	22/9	23/9	24/9
Net sales per employee (¥Thousands)	22,278	24,693	23,647	25,618
Number of employees (Person)	3,066	3,132	3,305	3,368
Ordinary income per employee (¥Thousands)	1,134	1,385	1,288	1,194
Net income per employee (¥Thousands)	557	868	857	771
Shares outstanding	5,782	5,859	6,062	6,012
Dividend (¥)	50.0	72.5	100.0	175.0
Book value per share (¥)	2,425.10	3,194.59	3,652.00	4,054.70
Net cash provided by operating activities (¥Millions)	1,849	(7,030)	(195)	2,813
Net cash provided by operating activities per share (¥)	319.79	(1,199.86)	(32.17)	467.90